


Audio • Visual Dept.

RIBBON BOARD GUIDELINES

ALAMODOME RIBBON BOARD LAYOUT



← NORTH

RIBBON 4

4 Ribbons total create the 360° Ribbon in the Alamodome.

Each ribbon is 9088x64px.

**One 9088px X 64px graphic can
be repeated (4x) to create a full 360°
static ribbon.**

**Still images MUST be
“Saved for Web” as a JPEG.**

**Moving Ribbons at 9088px X 64px
saved for .mov OR .avi
Frame Rate: 59.94**

NO FLASH ANIMATION

RIBBON 3

RIBBON 1

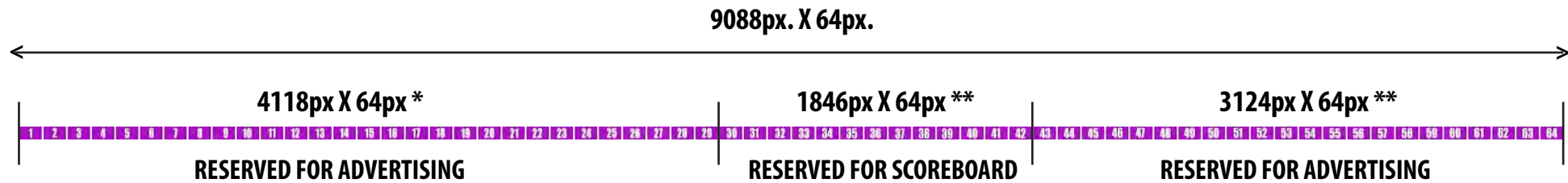
RIBBON 2

← NORTH



**CITY OF SAN ANTONIO
ALAMODOME**

ALAMODOME STATIC RIBBONS WITH SCOREBOARD MUST BE DESIGNED AS FOLLOWS



1 2 3 4 5 6 7 8 9 10 11 12 13 14 15 16 17 18 19 20 21 22 23 24 25 26 27 28 29

*** BLOCKS 1 - 29 RESERVED FOR ADVERTISEMENT • 4118px X 64px**

30 31 32 33 34 35 36 37 38 39 40 41 42

**** BLOCKS 30 - 42 RESERVED FOR SCOREBOARD • 1846px X 64px**

43 44 45 46 47 48 49 50 51 52 53 54 55 56 57 58 59 60 61 62 63 64

***** BLOCKS 43 - 64 RESERVED FOR ADVERTISEMENT • 3124px X 64px**

ALL ribbons are numbered 1- 64

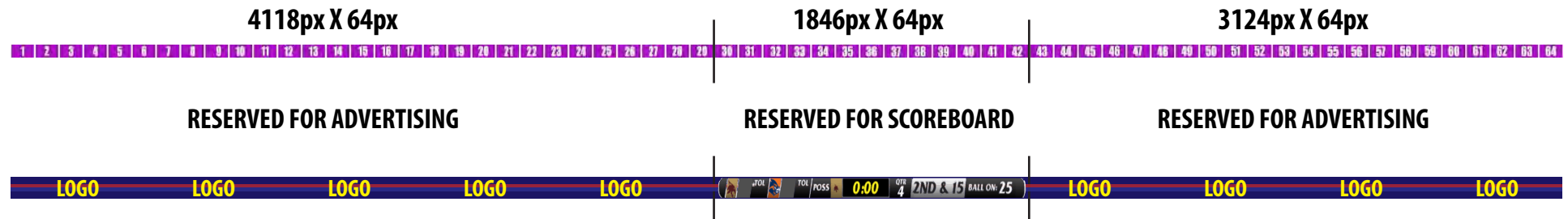
Each number block is 142px.

142px. X 64(blocks) = 9088px.




CITY OF SAN ANTONIO
ALAMODOME

ALAMODOME STATIC RIBBONS WITH SCOREBOARD EXAMPLES




DESIGNERS NOTE: FILE IMAGE MUST FILL ENTIRE RIBBON (9088X64) DO NOT CUT OFF DESIGN AT BLOCKS 30-42. JPEG SHOULD BE EXPORTED IN RGB COLOR MODE, 9088px X 64px AT 100% FILE SIZE AT 72 dpi. BEST IF "SAVED FOR WEB". DO NOT ARRANGE ANY LOGO WITHIN RESERVED SCOREBOARD AREA.




RIBBON 4 EXAMPLE ■

ALAMODOME STATIC RIBBONS WITH SCOREBOARD EXAMPLES



RIBBON 1 EXAMPLE ■



RIBBON 3 EXAMPLE ■

POINT OF CONTACT

Manuel Corales - 210.207.3640

Ben Sturgis - 210.207.3623



CITY OF SAN ANTONIO
ALAMODOME